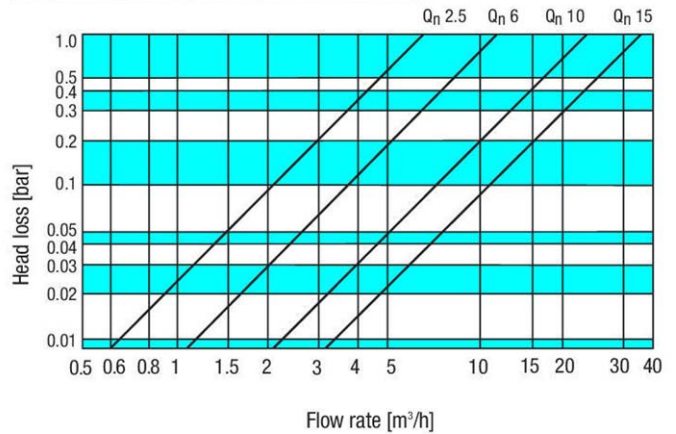


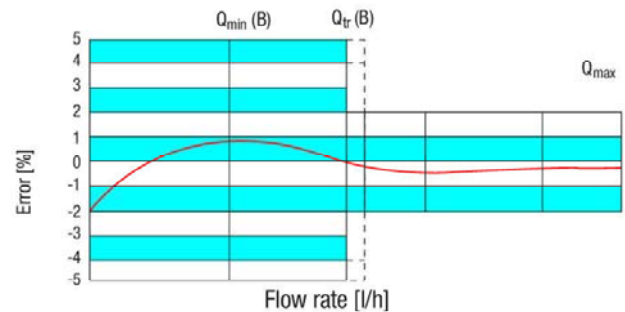
Hydrometer Series 423 Contact Head Water Meters



HEAD LOSS GRAPH FOR MODEL 423



TYPICAL ERROR GRAPH FOR MODELS 423/424



SPECIFICATIONS

- Cold water up to 30 °C (safe up to 50 °C)
- Line sizes ¾-inch to 1½ inch
- Operating pressure PN up to 150 psi (10 bar)
- Especially low head loss and extended measuring range
- Records very small amounts of water consumption
- Withstands high load for short time periods
- Maximum long-term accuracy
- Strainer insert in inlet connection for cleaning without damaging the seal
- Easily replaceable pulse contact reed switch
- Max. contact rating: 24V(SELV), 0.2A

FEATURES

- Contact water meter for proportional control of pumps
- Horizontal or vertical flow models available
- Pulse output can be changed in field
- Wet head meter - Gear train lubricated by water

GLENGARRY Chemicals Ltd.
33 Melford Drive, Unit #6
Scarborough, Ontario, M1B 2G6

Telephone 416-757-1333
Fax 416-757-9793
glengarrychemicals1@on.aibn.com



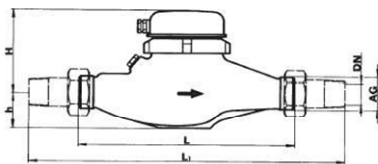
Hydrometer Series 423 Specifications

TECHNICAL DATA

Model		423					424		
Type		M-NRK					M-NSRK		
Nominal diameter	DN mm	20	25	40	50	20	25	40	
Nominal flow rate	Q _n m ³ /h	2.5	6	10	15	2.5	6	10	
Flow rate at 1 bar head loss	m ³ /h	7	12	24	34	6	12	22	
Maximum flow rate	Q _{max} m ³ /h	5	12	20	30	5	12	20	
Transition flow rate	Q _t l/h	250	500	1000	1500	250	500	1000	
Lower measuring range limit	Q _{min} l/h	30	70	100	100	30	70	100	
Starting flows	l/h	4-6	6-8	20-25	25-30	4-6	6-8	20-25	
Meter thread	old designation	AG inch	R 1	R 1 1/4	R 2	-	R 1	R 1 1/4	R 2
to ISO 228/1	new designation	AG inch	G 1 B	G 1 1/4 B	G 2 B	-	G 1 B	G 1 1/4 B	G 2 B
Coupling thread		inch	R 3/4	R 1	R 1 1/2		R 3/4	R 1	R 1 1/2
to DIN 2999 (ISO 7/1)									
Flange to	Outer diameter	∅	-	-	-	165	-	-	-
DIN 2501	Hole pitch diameter	∅	-	-	-	125	-	-	-
	Number of bolts	Quantity	-	-	-	4	-	-	-
Overall length	L mm	190	260	300	270	105	150	200	
(with coupling)	L1 mm	288	378	438	-	203	268	338	
Height	H mm	110	115	133	150	148	165	195	
	h mm	41	44	46	83	15	22	45	
Width	A mm	-	-	-	-	82	95	120	
	B mm	96	104	136	165	96	104	136	
Dial indication range			Min. 0.1 l/max. 100,000 m ³						
Weight	without coupling	kg	1.8	2.8	5.4	12.4	1.9	3.2	6.3
	with coupling	kg	2.2	3.4	6.6	-	2.3	3.8	7.5

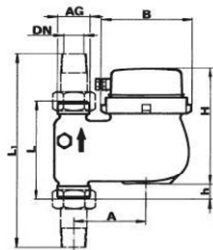
MODEL 423

Screwed version



MODEL 424

Rising pipe version



Available pulse rates (standard):

1 • 10 • 100 litres/pulse

Other pulse sequences available:

0.1 (only Q_n 2.5) • 0.25 • 0.5 • 2 • 2.5 •
3 • 4 • 5 • 20 • 25 • 30 • 40 • 50 • 200 •
250 • 300 • 400 • 500 • 1000 litres/pulse

GLENGARRY Chemicals Ltd.
33 Melford Drive, Unit #6
Scarborough, Ontario, M1B 2G6

Telephone 416-757-1333
Fax 416-757-9793
glengarrychemicals1@on.aibn.com

